

# Hoyal Model Portfolio 3

## As of 30/09/2024

### INVESTMENT OBJECTIVES AND POLICY

The investment objective of the Model is to generate income and capital growth over the medium to long term.

The Model will seek to achieve its objectives by investing in collective investment funds which will provide exposure to a diversified portfolio but with a majority towards exposure to lower risk assets such as fixed interest investments (such as bonds, which may be government or corporate and vary in terms of investment grade credit ratings, including sub-investment grade to a limited extent) and less emphasis on exposure to higher risk assets such as equities (and to an even lesser extent, alternatives such as property, infrastructure and commodities). The model will have a maximum equity exposure of 35%.

**The value of investments, and the income from them, can go down as well as up, and you may not recover the amount of your original investment**

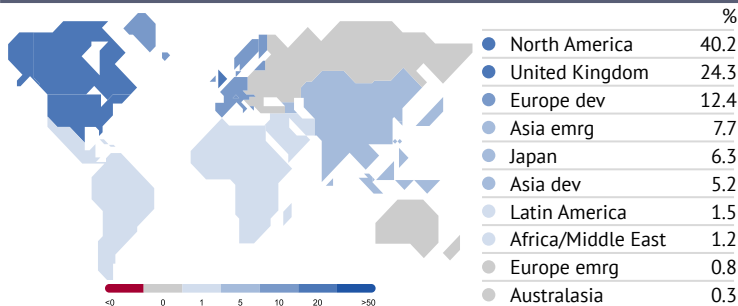
### INVESTMENT GROWTH – SINCE INCEPTION

[Performance available after 12 months of history]

### TRAILING RETURNS

[Performance available after 12 months of history]

### EQUITY REGIONAL EXPOSURE



### LEADING CONTRIBUTORS (YTD)

[Performance available after 12 months of history]

### DISCLAIMER

This document is only for professional financial advisers, their clients and their prospective clients. The information given here is for information purposes only and is not intended to constitute financial, legal, tax, investment or other professional advice. It should not be relied upon as such and PortfolioMetrix cannot accept any liability for loss for doing so. The value of investments, and the income from them, can go down as well as up, and you may not recover the amount of your original investment. **Past performance is not a reliable indicator of future performance. Fund holdings and asset allocation can change at any time without notice.** For further information on the risks and risk profiles of our funds, please refer to the relevant Key Investor Information Document and Prospectus. PortfolioMetrix Asset Management Ltd is authorised and regulated by the Financial Conduct Authority.

# Hoyl Model Portfolio 3

As of 30/09/2024

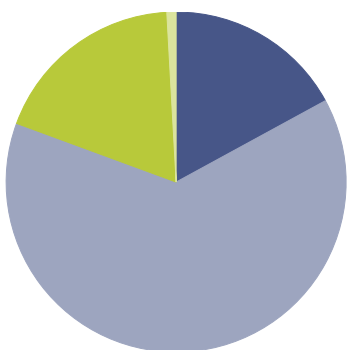
## DRAWDOWN

[Performance available after 12 months of history]

## HOLDINGS (%)

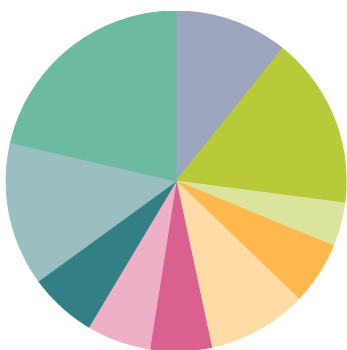
Fund Name	Weighting (%)
Vanguard UK S/T Invem Grd Bd IdxInsPI£Acc	12.3
Vanguard Glb S/T Corp Bd Idx Ins PI£HAcc	9.7
Royal London Shrt Dur Glb Idx Lnkd Z Inc	9.3
Royal London S/T Fxd Inc Enh Y Inc	9.2
Vanguard Global Credit Bond Ins GBPH Acc	6.7
Vanguard Glb Corp Bd Idx Ins PI £ H Acc	6.7
Man GLG Hi Yld Opps IF GBP Net-Dist MO H	6.1
Vontobel TwentyFour Abs RetCrdt G GBP	5.0
Vanguard UK Govt Bd Idx Ins PI £ Acc	4.9
PIMCO GIS Em Mkts Bd Instl GBPH Inc	3.3
Vanguard U.S. Eq Idx Ins PI £ Acc	2.9
Vanguard Glb Bd Idx Ins PI £ H Acc	2.5
PIMCO GIS Glb Bd Instl GBPH Acc	2.5
HSBC American Index C Acc	2.3
Vanguard FTSE UKAllShrIdxUnitTrInsPI£Acc	2.3
M&G Global Listed Infrasp GBP L Acc	2.2
Dimensional U.S. Core Equity GBP Acc	2.0
Vanguard FTSE Dev €pe exUKEqIdxInsPI£Acc	2.0
Liontrust Special Situations I Acc	1.8
Man GLG Undervalued Assets ProfL Acc C	1.5
M&G Japan GBP PP Acc	1.4
Candriam Sst Eq Em Mkts V £ UnH Acc	1.2
Vanguard Em Mkts Stk Idx Ins PI £ Acc	1.2
Artemis SmartGARP Glb EM Eq I Acc GBP	1.2

## ASSET ALLOCATION



	%
Stock	17.1
Bond	63.6
Cash	18.5
Other	0.9
<b>Total</b>	<b>100.0</b>

## EQUITY SECTORS



	%
Consumer Cyclical	10.8
Financial Services	16.3
Real Estate	4.2
Consumer Defensive	6.0
Healthcare	9.5
Utilities	5.8
Communication Services	6.1
Energy	6.4
Industrials	13.6
Technology	17.3
Other	4.0
<b>Total</b>	<b>100.0</b>

## LEAD INVESTMENT TEAM



### Alex Funk, CFA®

Alex is a CFA® charterholder with over 12 years' of financial services experience. Alex is the Chief Investment Officer at PortfolioMetrix.



### Phil Wellington, CFA®

Phil is a CFA® charterholder and has over 15 years' worth of financial services experience. Phil is an Investment Analyst at PortfolioMetrix.



### Oliver Jones, CFA®

Oliver is a CFA® charterholder and has over 7 years' worth of financial services experience. Oliver is an Investment Analyst at PortfolioMetrix.

## DISCLAIMER

This document is only for professional financial advisers, their clients and their prospective clients. The information given here is for information purposes only and is not intended to constitute financial, legal, tax, investment or other professional advice. It should not be relied upon as such and PortfolioMetrix cannot accept any liability for loss for doing so. The value of investments, and the income from them, can go down as well as up, and you may not recover the amount of your original investment. **Past performance is not a reliable indicator of future performance. Fund holdings and asset allocation can change at any time without notice.** For further information on the risks and risk profiles of our funds, please refer to the relevant Key Investor Information Document and Prospectus. PortfolioMetrix Asset Management Ltd is authorised and regulated by the Financial Conduct Authority.